




■ PRODUCT SPECIFICATIONS – LUX ELEMENTS®-RELAX-BA

	ARTICLE-NUMBER	ARTICLE-NAME / ARTICLE-DESCRIPTION	NOMINAL FORMATS/DIMENSIONS LENGTH x WIDTH x HEIGHT	UNIT	PRICE / UNIT €
Bench form SOLO					
	LREL8500	RELAX-BA SOLO 800, bench form SOLO, straight, 800 mm long, as building kit	800 x 450 x 450 mm	set	
	LREL8501	RELAX-BA SOLO 900, bench form SOLO, straight, 900 mm long, as building kit	900 x 450 x 450 mm	set	
	LREL8502	RELAX-BA SOLO 1000, bench form SOLO, straight, 1000 mm long, as building kit	1000 x 450 x 450 mm	set	
Bench form SHAPE					
	LREL8503	RELAX-BA SHAPE 800, bench form SHAPE, straight, 800 mm long, as building kit	800 x 450 x 450 mm	set	
	LREL8504	RELAX-BA SHAPE 900, bench form SHAPE, straight, 900 mm long, as building kit	900 x 450 x 450 mm	set	
	LREL8505	RELAX-BA SHAPE 1000, bench form SHAPE, straight, 1000 mm long, as building kit	1000 x 450 x 450 mm	set	
Bench form SIZE					
	LREL8506	RELAX-BA SIZE 800, bench form SIZE, straight, 800 mm long, as building kit	800 x 450 x 450 mm	set	
	LREL8507	RELAX-BA SIZE 900, bench form SIZE, straight, 900 mm long, as building kit	900 x 450 x 450 mm	set	
	LREL8508	RELAX-BA SIZE 1000, bench form SIZE, straight, 1000 mm long, as building kit	1000 x 450 x 450 mm	set	

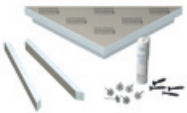
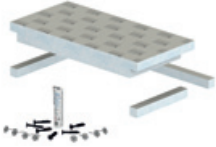


LUX ELEMENTS manufactures individual customised and special products for RELAX. These include dimensions, thicknesses, shapes etc. that deviate from the standard programme.



Visit www.luxelements.com for further information on RELAX. Data sheets, assembly instructions, test certificates and additional brochures under 'Downloads', videos under 'Practice' and on YouTube.

■ PRODUCT SPECIFICATIONS – LUX ELEMENTS®-RELAX-BA

	ARTICLE-NUMBER	ARTICLE-NAME / ARTICLE-DESCRIPTION	NOMINAL FORMATS/DIMENSIONS LENGTH x WIDTH x HEIGHT	UNIT	PRICE / UNIT €
Bench form CORNER FLOAT					
	LREL8001	RELAX-BA-CO FLOAT S , bench form CORNER FLOAT S, floating, including mounting kit consisting of: 6 pieces FIX-SB 80S35, 4 pieces FIX-SD 80, 1 cartridge COL-MK	610 x 430 x 100 mm	piece	
	LREL8002	RELAX-BA-CO FLOAT L , bench form CORNER FLOAT L, floating, including mounting kit consisting of: 6 pieces FIX-SB 80S35, 4 pieces FIX-SD 80, 1 cartridge COL-MK	849 x 600 x 100 mm	piece	
Bench form FLOAT					
	LREL8509	RELAX-BA FLOAT 800 , bench form FLOAT, floating, as building kit, including mounting kit consisting of: 8 pieces FIX-SB 80S35, 6 pieces FIX-SD 80, 1 cartridge COL-MK,	800 x 450 x 100 mm	set	
	LREL8510	RELAX-BA FLOAT 900 , bench form FLOAT, floating, as building kit, including mounting kit consisting of: 8 pieces FIX-SB 80S35, 6 pieces FIX-SD 80, 1 cartridge COL-MK	900 x 450 x 100 mm	set	
	LREL8511	RELAX-BA FLOAT 1000 , bench form FLOAT, floating, as building kit, including mounting kit consisting of: 8 pieces FIX-SB 80S35, 6 pieces FIX-SD 80, 1 cartridge COL-MK	1000 x 450 x 100 mm	set	





LUX ELEMENTS manufactures individual customised and special products for RELAX. These include dimensions, thicknesses, shapes etc. that deviate from the standard programme.



Visit www.luxelements.com for further information on RELAX. Data sheets, assembly instructions, test certificates and additional brochures under 'Downloads', videos under 'Practice' and on YouTube.

■ PRODUCT SPECIFICATIONS – LUX ELEMENTS®-RELAX-BA

	ARTICLE-NUMBER	ARTICLE-NAME / ARTICLE-DESCRIPTION	NOMINAL FORMATS/DIMENSIONS LENGTH x WIDTH x HEIGHT	UNIT	PRICE / UNIT €
Backrests					
	LREL8550	RELAX-BA-L R 800 , backrest, 2-piece, with rounded surface, 800 mm long, to suit the bench form SOLO, SHAPE and SIZE	800 x 450 x 100 mm, 800 x 545 x 140 mm	set	
	LREL8551	RELAX-BA-L R 900 , backrest, 2-piece, with rounded surface, 900 mm long, to suit the bench form SOLO, SHAPE and SIZE	900 x 450 x 100 mm, 900 x 545 x 140 mm	set	
	LREL8552	RELAX-BA-L R 1000 , backrest, 2-piece, with rounded surface, 1000 mm long, to suit the bench form SOLO, SHAPE and SIZE	1000 x 450 x 100 mm, 1000 x 545 x 140 mm	set	
	LREL8553	RELAX-BA-L E 800 , backrest, 2-piece, with level surface, 800 mm long, to suit the bench form SOLO, SHAPE and SIZE	800 x 450 x 100 mm, 800 x 545 x 140 mm	set	
	LREL8554	RELAX-BA-L E 900 , backrest, 2-piece, with level surface, 900 mm long, to suit the bench form SOLO, SHAPE and SIZE	900 x 450 x 100 mm, 900 x 545 x 140 mm	set	
	LREL8555	RELAX-BA-L E 1000 , backrest, 2-piece, with level surface, 1000 mm long, to suit the bench form SOLO, SHAPE and SIZE	1000 x 450 x 100 mm, 1000 x 545 x 140 mm	set	
Heating					
	LREL8580	RELAX-BA HE-E , seat heating, factory-installed heating mat (162 W/m ² , 36 V) with temperature sensor, for bench form SOLO, SHAPE, SIZE and FLOAT, incl. electronic temperature controller with time control (12 A, 230 V AC) for electric heating set, incl. transformer		surcharge	
	LREL8581	RELAX-BA HE-E L , Backrest heating, factory-installed heating mat (162 W/m ² , 36 V) with temperature sensor, for backrest RELAX-BA-L R and E, incl. electronic temperature controller with time control (12 A, 230 V AC) for electric heating set, incl. transformer		surcharge	
Light					
	LREL8590	RELAX-BA-LI L-WW 800 , LED light rope warm white, preassembled to suit the bench form SHAPE and SIZE, length 800 mm, protection class IP 67, 24 V, 5 m supply cable, incl. power supply unit		set	
	LREL8591	RELAX-BA-LI L-WW 900 , LED light rope warm white, preassembled to suit the bench form SHAPE and SIZE, length 900 mm, protection class IP 67, 24 V, 5 m supply cable, incl. power supply unit		set	
	LREL8592	RELAX-BA-LI L-WW 1000 , LED light rope warm white, preassembled to suit the bench form SHAPE and SIZE, length 1000 mm, protection class IP 67, 24 V, 5 m supply cable, incl. power supply unit		set	





LUX ELEMENTS manufactures individual customised and special products for RELAX. These include dimensions, thicknesses, shapes etc. that deviate from the standard programme.



Visit www.luxelements.com for further information on RELAX. Data sheets, assembly instructions, test certificates and additional brochures under 'Downloads', videos under 'Practice' and on YouTube.

■ PRODUCT SPECIFICATIONS – LUX ELEMENTS®-RELAX-BA

	ARTICLE-NUMBER	ARTICLE-NAME / ARTICLE-DESCRIPTION	NOMINAL FORMATS/DIMENSIONS LENGTH x WIDTH x HEIGHT	UNIT	PRICE / UNIT €
	LREL8512	RELAX-BA CUT-R 1200 , bench form CUT-R, straight, 1200 mm long, as building kit	1200 x 460 x 450 mm	set	
	LREL8513	RELAX-BA CUT-E 1200 , bench form CUT-E, straight, 1200 mm long, as building kit	1200 x 450 x 450 mm	set	






LUX ELEMENTS manufactures individual customised and special products for RELAX. These include dimensions, thicknesses, shapes etc. that deviate from the standard programme.



Visit www.luxelements.com for further information on RELAX. Data sheets, assembly instructions, test certificates and additional brochures under 'Downloads', videos under 'Practice' and on YouTube.

■ PRODUCT SPECIFICATIONS – LUX ELEMENTS®-RELAX-BA

	ARTICLE-NUMBER	ARTICLE-NAME / ARTICLE-DESCRIPTION	NOMINAL FORMATS/DIMENSIONS LENGTH x WIDTH x HEIGHT	UNIT	PRICE / UNIT €
	LREL8556	RELAX-BA-L R 1200 , backrest, 2-piece, with rounded surface, 1200 mm long, to suit the bench form CUT	1200 x 450 x 100 mm 1200 x 545 x 140 mm	set	
	LREL8557	RELAX-BA-L E 1200 , backrest, 2-piece, with level surface, 1200 mm long, to suit the bench form CUT	1200 x 450 x 100 mm 1200 x 545 x 140 mm	set	

 LUX ELEMENTS manufactures individual customised and special products for RELAX. These include dimensions, thicknesses, shapes etc. that deviate from the standard programme.

 Visit www.luxelements.com for further information on RELAX. Data sheets, assembly instructions, test certificates and additional brochures under 'Downloads', videos under 'Practice' and on YouTube.