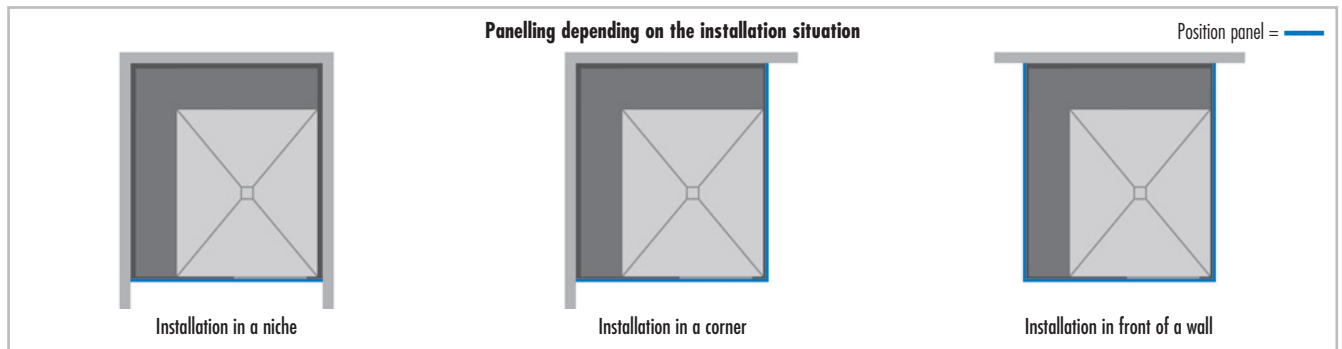




■ **PRODUCT SPECIFICATIONS – LUX ELEMENTS®-MODUL-ROOM-DA B**

Packaging specifications on request

| ARTICLE-NUMBER | ARTICLE-NAME / ARTICLE-DESCRIPTION | NOMINAL FORMATS/DIMENSIONS WIDTH x LENGTH x HEIGHT | UNIT | PRICE / UNIT € |
|----------------|------------------------------------|---|------|----------------|
|----------------|------------------------------------|---|------|----------------|



| | | | | | |
|---|------------------|--|--------------------|-------|--|
|  | LMODE9170 | MODUL-ROOM-DA B G 1800 , panel, for the gable side, adapted to the BARREL roof contour | 1800 x 600 x 50 mm | piece | |
| | LMODE9171 | MODUL-ROOM-DA B G 2100 , panel, for the gable side, adapted to the BARREL roof contour | 2100 x 600 x 50 mm | piece | |
| | LMODE9172 | MODUL-ROOM-DA B G 2400 , panel, for the gable side, adapted to the BARREL roof contour | 2400 x 600 x 50 mm | piece | |
|  | LMODE9173 | MODUL-ROOM-DA B L , hard foam support element, for the creation of an on-site panel on the long side from the cabin roof to the room ceiling, incl. 1 cartridge mounting adhesive | 2500 x 600 x 50 mm | set | |



Visit www.luxelements.com for further information on MODUL.

Data sheets, assembly instructions, test certificates and additional brochures under 'Downloads', videos under 'Practice' and on YouTube.