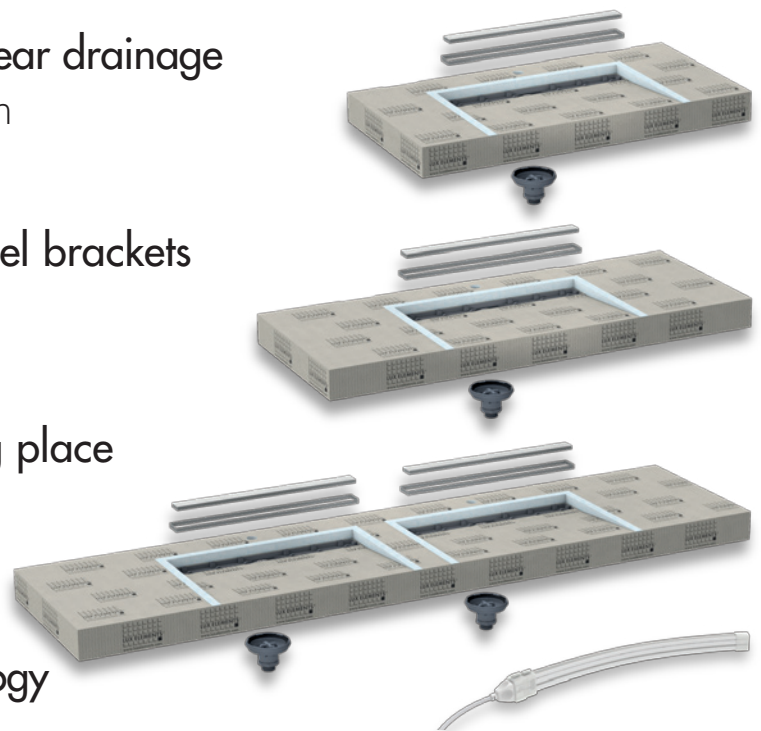


Washstand for “floating” design with integrated linear drainage **LUX ELEMENTS®-LAVADO-FLOAT L** – ready to tile!



- Reversible design cover for the linear drainage
incl. drainage adapter with option
to connect to the siphon
- Stable suspension on stainless steel brackets
Installation possible on masonry
and stud frames
- Barrier-free: drive-under washing place
- Format variety
in standard and made to measure
- Matching, optional lighting technology



SYSTEM COMPONENTS – LUX ELEMENTS®-LAVADO-FLOAT L

Cover rail – brushed stainless steel, tileable on the rear side

Tiling aid – brushed stainless steel, for clean tiling

Height adapter – separately provided, can be cut as required

Fillers – for flush tiling up to the edge of the channel


Stainless steel brackets – 2 pieces – 450 mm long

Channel drain with click system –

for the firm connection with separate drain support

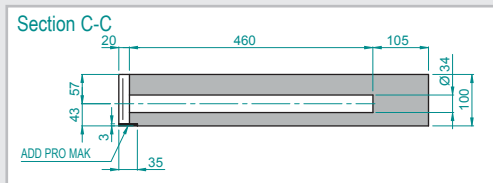
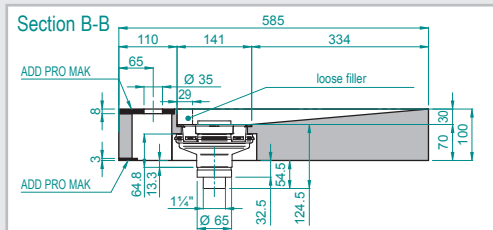
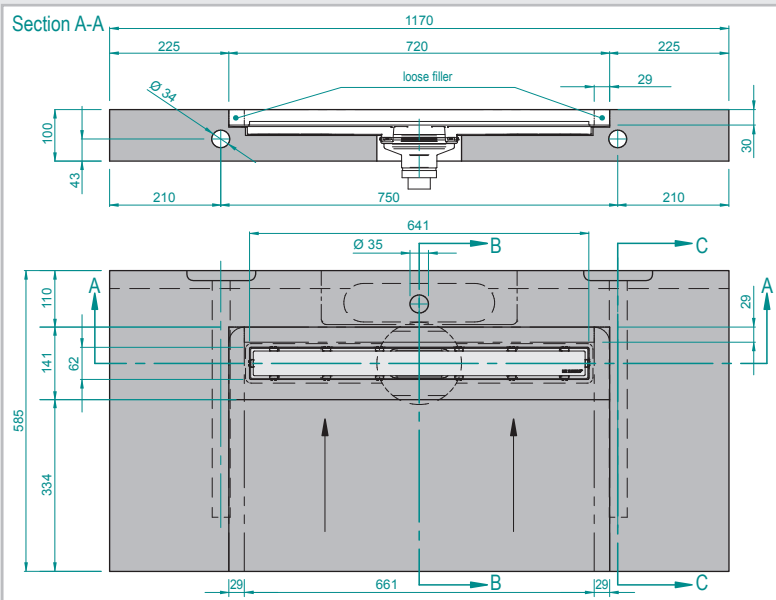
Washstand panel – hard foam support material, with sloping recess

Drain support – clip-on technique, for drain pipe 1 1/4"



Mounting adhesive –
1 cartridge COL-MK, 290 ml

DIMENSIONS – LUX ELEMENTS®-LAVADO-FLOAT L



Visit www.luxelements.com for further information.
Data sheets and test certificates under 'Downloads'.

PRODUCT SPECIFICATIONS

LAVADO-FLOAT L, washstand, with sloping recess, with channel drain 70 x 650 mm, integrated in hard foam support material, with cover rail and tiling aid made of brushed stainless steel, cover rail tileable on the rear side, height adjustable with height adapter from 5 – 17 mm, including clip-on drainage adapter for drain pipe 1 1/4", including 1 cartridge COL-MK and stainless steel brackets 450 mm in length

ARTICLE-NUMBER	ARTICLE-NAME	ARTICLE-DESCRIPTION	DIMENSIONS WIDTH x DEPTH x HEIGHT	UNIT
LLAVES005	LAVADO-FLOAT L	as set for single washing facility, incl. 2 stainless steel brackets 450 mm in length standard format	1170 x 585 x 100 mm	set
LLAVES105	LAVADO-FLOAT ONE L	as set for single washing facility, incl. 2 stainless steel brackets 450 mm in length made to measure	max. width 1500 mm, max. depth 585 mm, height 100 mm	set
LLAVES205	LAVADO-FLOAT TWO L	as a set for double washing facility, incl. 3 stainless steel brackets 450 mm in length, made to measure	max. width 2400 mm, max. depth 585 mm, height 100 mm	set
LAVADO-FLOAT LI-WW, LED light rope warm white, for the indirect lighting of the long side underneath the washstand, protection class IP 67, 24 V, 5 m supply cable, incl. power supply unit				
LLAVES011	LAVADO-FLOAT LI-WW 1170	for LAVADO-FLOAT G and L, standard format	length 1100 mm	set
LLAVES111	LAVADO-FLOAT LI-WW ONE	for LAVADO-FLOAT ONE, made to measure	max. length 1430 mm	set
LLAVES211	LAVADO-FLOAT LI-WW TWO	for LAVADO-FLOAT TWO, made to measure	max. length 2330 mm	set

INDIVIDUAL PACKAGING

ARTICLE-NUMBER	ARTICLE-NAME	CONTAINER	PACKAGING	DIMENSIONS LENGTH x WIDTH x HEIGHT	UNIT	WEIGHT/ UNIT	WEIGHT/ CARTON
LLAVES005	LAVADO-FLOAT L	1 set	carton	1210 x 605 x 120 mm	set	10,00 kg	11,50 kg

OTHER ARTICLES ON REQUEST / COLLECTIVE PACKAGING ON REQUEST