


## Universal construction panel with a width of 900 mm **LUX ELEMENTS®-ELEMENT-EL Maxi**




- Fast installation on large areas
- Fewer element joints  
... in the shower area
- Fewer panel joint  
... that need to be reinforced and filled
- 5 different, practical thicknesses  
... e.g. for quick construction of partition walls
- Also available as a pre-assembled mixed pallet



Detailed information on the material properties can be found in the brochure „Sustainability – The Original can do“  
(Download from [www.luxelements.com](http://www.luxelements.com) under [Downloads/Information brochure](#))

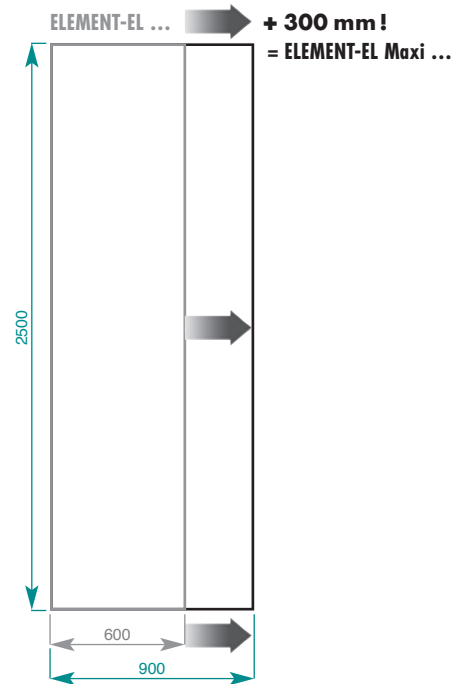
# LUX ELEMENTS® – the ORIGINAL: safe base for bathroom construction\*...



- 1 Polystyrene hard foam
- 2 Contact mortar layer
- 3 Glass fibre fabric
- 4 Coating mortar layer



## LUX ELEMENTS®-ELEMENT-EL ... – Dimensions



Dimensions in mm

environmentally friendly	proven quality	pressure-stable and rigid	lightweight	water-resistant	fire-retarding
insulating	mould-resistant	design variety	alternative surfaces	economical	system-oriented

## ... with a system:

### Fastening sets and dowels – ■ LUX ELEMENTS®-FIX



e.g. Hammer fix plugs FIX-FID 80

### Reinforcement fabric – ■ LUX ELEMENTS®-ARM




e.g. ARM-100 SK, self-adhesive design

### Adhesives – ■ LUX ELEMENTS®-COL



e.g. Fixing adhesive COL-AK

### Mounting aids – ■ LUX ELEMENTS®-MONT



e.g. U-shape mounting aid MONT-UNI 50

### Sealing tapes and sealing filler – ■ LUX ELEMENTS®-DRY



e.g. Sealing tape DRY-DB, sealing filler DRY-ASK

## LUX ELEMENTS – Systems for bathroom and shower

### \* Bathroom construction

All LUX ELEMENTS products for the construction of a bathroom. This includes the manufacture of substrates for tiles, panels and plaster on the walls and floor as well as cladding, sealing, construction and insulation.

## ■ PRODUCT SPECIFICATIONS

	ARTICLE-NUMBER	ARTICLE-NAME ARTICLE-DESCRIPTION	NOMINAL FORMATS/DIMENSIONS LENGTH X WIDTH X THICKNESS	UNIT
	LELEE1210	ELEMENT-EL Maxi 12**, hard foam support element	2500 x 900 x 12 mm	m <sup>2</sup>
	LELEE1211	ELEMENT-EL Maxi 20**, hard foam support element	2500 x 900 x 20 mm	m <sup>2</sup>
	LELEE1212	ELEMENT-EL Maxi 50**, hard foam support element	2500 x 900 x 50 mm	m <sup>2</sup>
	LELEE1213	ELEMENT-EL Maxi 80**, hard foam support element	2500 x 900 x 80 mm	m <sup>2</sup>
	LELEE1214	ELEMENT-EL Maxi 100**, hard foam support element	2500 x 900 x 100 mm	m <sup>2</sup>
	LEEEMIX3000	ELEMENT-EL MAXI MIX 1**, mixed pallet with hard foamsupport elements, consisting of: 45 m <sup>2</sup> /20 pieces EL Maxi 12, 45 m <sup>2</sup> /20 pieces EL Maxi 20		Set

\*\* standard-compliant according to DIN 18534

## ■ COLLECTIVE PACKAGING – PALLET PER PRODUCT

ARTICLE-NUMBER	ARTICLE-NAME	PIECE/PALLET	m <sup>2</sup> /PALLET	PALLET DIMENSIONS – LENGTH X WIDTH X HEIGHT	UNIT	WEIGHT/UNIT	WEIGHT/PALLET
LELEE1210	ELEMENT-EL Maxi 12	40	90	2500 x 900 x 620 mm	m <sup>2</sup>	~ 3,30 kg	310 kg
LELEE1211	ELEMENT-EL Maxi 20	40	90	2500 x 900 x 920 mm		~ 3,50 kg	325 kg
LELEE1212	ELEMENT-EL Maxi 50	16	36	2500 x 900 x 920 mm		~ 4,40 kg	170 kg
LELEE1213	ELEMENT-EL Maxi 80	12	27	2500 x 900 x 1080 mm		~ 5,30 kg	160 kg
LELEE1214	ELEMENT-EL Maxi 100	10	22,50	2500 x 900 x 1150 mm		~ 6,00 kg	150 kg